

Resources

UNIVERSITY of CALIFORNIA • IRVINE

CAMPUS MAP UCI People Search

DISABILITY SERVICES CENTER

DSC
STUDENT AFFAIRS

Home My DSC Services and Accommodations Forms and Publications Resources Adaptive Technology Conversion Services Contact Us

Accessibility Resources

In compliance with the Americans with Disabilities Act, Sections 504 and 508 of the Rehabilitation Act, accessibility and universal design principles are mandated for all University of California resources. Below you will find helpful resources that will assist you in developing electronic resources with accessibility and universal design in mind.

UC Irvine is committed to providing comparable access to all programs and services to people with disabilities. This includes access to electronic information and services. All official UC Irvine websites, applications, telecommunications, video and multimedia must meet the University of California Office of the President's web accessibility standards. These standards are based on the Web Content Accessibility Guidelines (WCAG) 2.0, Priority Level 2AA and Section 508. If this is not possible, reasonable accommodations will be made to provide these services or materials in an alternative format in a timely manner to ensure compliance with Federal laws. The UC Irvine website is defined to include any website using the "uci.edu" address and/or is related to the University by development or added content of a UC Irvine employee.

Web Accessibility

- [How to Manually Test a Website Without Technical Knowledge \(PPT\)](#)
- [How to Manually Test a Website Without Technical Knowledge \(RTF\)](#)
- [How to Manually Test a Website Without Technical Checklist \(DOC\)](#)
- [Simplified Standards \(PDF\)](#)
- [Section 508 Tips for Websites](#)
- [Web Accessibility Validators/Checkers](#)

Creating Accessible Documents (for Electronic Distribution)

- [Creating an Accessible Document \(PPT, TXT, PDF\)](#)

Document Conversion Resource (For UCI Students, Faculty, Staff and Patrons)

- [SensusAccess](#)

Created by Robert Espero, AT Manager, DSC

STUDENT AFFAIRS


100 Disability Services Center
Building #313
Irvine, CA 92697-5130
TEL: (949) 824-7494 | FAX: (949) 824-3083 | TDD: (949) 824-6272

Campus Resources

UF DISABILITY RESOURCE CENTER

UF DISABILITY RESOURCE CENTER (DRC)

- Contact Information**
Room 001 Reid Hall
Monday - Friday 8:00 am - 5:00 pm
352-392-4565
access@uflib.ufl.edu
- DRC Home Page**
<https://www.drc.ufl.edu/>
The mission of the Disability Resource Center is to foster a sense of empowerment in students with disabilities by educating them about their legal rights and responsibilities so that they can make informed choices, encouraging them to engage in critical thinking and self-advocacy, and supporting them in being successful students, campus leaders and positive contributors to the campus community.
- Instructor Informational Guide (PDF)**
<https://www.drc.ufl.edu/documents/drc/DRCInfoGuide.pdf>
This is an amazing guide created to assist faculty and instructors when working with students with disabilities.
- List of Instructor Resources**
<https://www.drc.ufl.edu/faculty/resources-for-instructors>
Information on: Communicating & Teaching Students with Autism Spectrum Disorder, Epilepsy & Seizures - Types & Care, UF Note-Taking, Relaxation of Attendance Requirements, Teaching Students with Hearing Loss, Teaching Students with Visual Impairments, Testing Accommodations, Working with an Interpreter.



Florida Relay Service

FLORIDA RELAY SERVICE


When trying to access an office on campus that does not list a TDD/TTY number, please contact the Florida Relay Service.

The Florida Relay Service is the communications link for people who are Deaf, Hard of Hearing, Deafblind, or Speech Disabled. Through the Florida Relay Service, people who use specialized telephone equipment can communicate with people who use standard telephone equipment.

To call Florida Relay, dial 7-1-1 or use the appropriate toll free numbers:

- 1-800-955-8771 (TTY)
- 1-800-955-8770 (Voice)
- 1-800-955-1338 (ASCI)
- 1-877-955-8290 (VCO-Direct)
- 1-877-955-5334 (STI)
- 1-877-665-8773 (Spanish)


For more information on the Florida Relay 711:
<http://www.flr.org/index.cfm?ipublic.homepage3>



UF ADA Compliance Office

UF ADA COMPLIANCE OFFICE



- Contact Information**
Kenneth J. Oefield, Ed. D. ADA Coordinator
Oefield@uflib.ufl.edu | (352) 392-1991
P.O. Box 115055
Gainesville, FL 32611-5055
- ADA Compliance Office Homepage**
<http://www.aha.ufl.edu/programs/ada/>
Mission: To help provide the best possible service to students, staff, faculty and visitors, the University of Florida has an ADA Compliance Office with a coordinator responsible for access for persons with disabilities. The ADA coordinator assists anyone with questions about access.



Last Updated: Mar 1, 2018 12:17 PM | URL: <http://guides.uflib.ufl.edu/libraryaac> | Print Page | Login to LIAApp

Tags: accessibility, accessibility advisory committee, ADA, adaptive technology, assistive resources, assistive services, disability accommodation

This page uses Google Analytics - ([Google Privacy Policy](#))



FLORIDA STATE UNIVERSITY

Search Articles, Books & More Search
Catalog Search | OneSearch | My Account

FLORIDA STATE UNIVERSITY LIBRARIES

HOME SERVICES STUDENTS FACULTY & STAFF LIBRARIES DEPARTMENTS ABOUT HELP

Home >> Resources

Accessibility

Home

Accessible Facilities

Assistive Technologies

Materials & Services

Resources

Meet the Staff

Student Disability Resource Center

Resources

Campus Resources Community Resources

Student Disability Resource Center (SDRC)

The Accessibility Unit of FSU Libraries often collaborates with the Student Disability Resource Center (SDRC). The SDRC provides advocacy and accommodation for students' with academic needs

Academic Center for Excellence (ACE)

The Academic Center for Excellence (ACE) is a university learning center, focused on helping students develop the study skills and success habits that are necessary in a large research university and valued by future employers

University Counseling Center (UCC)

The University Counseling Center (UCC) is a welcoming and confidential place to come and they are always ready to help! They are enthusiastic about assisting our students with all kinds of questions and concerns, like homesickness, struggles with relationships, sexual identity and gender questions, cultural issues, eating and body image, substance use, worries, and depression. Their licensed and professionally-trained staff offer counseling to those currently enrolled at FSU in a variety of ways: through one-on-one sessions, couples sessions, group sessions and walk-in services for urgent situations. Because student fees cover these services, there is no out-of-pocket expense for any visit.

Victim Advocate Program

A confidential advocate is on call twenty-four hours a day to respond to FSU students, faculty, and staff who are victimized, or any other person who is victimized on our campus, or by an FSU student.

Services offered include emotional support, instructor notification, referrals, crisis intervention and assistance in student conduct, legal and medical matters.

Career Center

The Florida State University Career Center strives to be the preeminent career center model for designing and delivering comprehensive, innovative, and inclusive career and employment services.

The Career Center has creatively developed an effective, collaborative, interdepartmental array of career services for students and other University constituents. The Career Center is directly involved in instruction and research to support this mission. Although administratively located in Student Affairs, Career Center interventions impact virtually every facet of University life, including new student recruitment, employer/community relations, research, and alumni affairs.

Ask a Librarian

The screenshot shows the University of Maryland Libraries website. At the top is a red navigation bar with the text "UNIVERSITY OF MARYLAND" and a dropdown arrow. Below this is the "UNIVERSITY LIBRARIES GUIDES" header. A breadcrumb trail reads "UMD Libraries > LibGuides > Subject Guides > Disability Studies > Home". A search box on the right contains the text "Search this Guide" and a "Search" button. The main heading is "Disability Studies", followed by a sub-heading: "This guide provides information on print and electronic resources for the study of disabilities and people with disabilities." On the left is a vertical menu with items: Home (highlighted in red), Books, Reference Sources, Databases & Articles, E-Journals, Web Resources, and Scholarships & Financial Aid. Below the menu is a "Subject Guide" section featuring a portrait of Nedelina Tchangelova, her name, and three buttons: "Email Me" (blue), "Chat is Offline" (green), and "Schedule Appointment" (red). Contact information for the Engineering & Physical Sciences Library is provided, including the address "1403 William E. Kirwan Hall, University of Maryland, College Park, MD 20742" and phone number "301-405-9151". A large central graphic contains the text "DISABILITY STUDIES INFORMATION RESOURCES" and a paragraph describing the guide's content, ending with the instruction to "Email or phone the subject specialist librarian for more information and assistance."

MICHIGAN STATE UNIVERSITY
MSU Libraries | Guides

Ask a Librarian
Account
Events

MSU Libraries | LibGuides | Accessible Materials | Overview

Accessible Materials

This guide is intended to assist MSU Libraries staff to create videos, handouts, webpages and other materials which are accessible to people with disabilities.

Search this Guide Search

Overview

- Welcome
- MSU resources to know about

Videos

- MSU MediaSpace

Word Docs

PowerPoints

PDFs

Webpages

LibGuides

Visual Resources & Exhibits


Accessibility Tools

Welcome!

Whether you are publishing a LibGuide, creating a video, or making digital handouts for a class, this guide is for you. Please see the menu on the left for specific information, guidelines and examples of each kind of material.

MSU Resources to Know About


- MSU Web Accessibility Policy
- Web Accessibility at MSU
- Resource Center for Persons with Disabilities
- Library Services for Persons with Disabilities
- Library Accessibility Policy
- Accommodating Technology Community



Emilia Marcyk

Email Me

Contact:
366 W. Circle Drive
East Lansing, MI 48824
517-884-6455



Home News About Services Committees Links Contact Vendors

- Collections
 - Consortial Products
 - OCUL Model Licenses
- Scholars Portal
 - ACE
 - Ask A Librarian
 - Books
 - Dataverse
 - Journals
 - ODESI
 - OLRC
 - RACER
 - SFX
 - Scholars GeoPortal
 - Special Projects
- Preservation
- Professional Development
- Projects
 - Collaborative Futures
- Publications
 - **Accessibility Toolkit**
 - ROAM
 - OER White Paper
 - Reports

Accessibility Information Toolkit for Libraries

This Toolkit is offered to the [Ontario Council of University Libraries \(OCUL\)](#) community as a useful resource, explaining our institutional obligations under the [Accessibility for Ontarians with Disabilities Act \(AODA\)](#), providing examples of "best practices" in the context of Ontario University libraries. The material in this toolkit should be considered in the context of each institution and adapted accordingly. Excerpts can be adopted, revised or incorporated into institutional guides, policies or any other supporting documentation.

[Link to the Toolkit website](#)

More Information

If you have any feedback or questions about the Toolkit, email ocul@ocul.on.ca.


For more information or for answers about the AODA and compliance with the standards, please call the Service Ontario AODA Contact Centre at:

Toll-free: 1-866-515-2025
TTY: 416-325-3408 / Toll-free: 1-800-268-7095
Fax: 416-325-3407

For more resources on understanding and complying with accessibility standards, please visit: ontario.ca/AccessON.

Acknowledgements


This Toolkit was produced by the University of Toronto Libraries in partnership with Ontario Council of University Libraries with support from the Government of Ontario.



SCHOLARS PORTAL

ACE (Accessible Content E-Portal)

<http://guides.scholarsportal.info/aceportal/videos>



Scholars Portal

A Service of the Ontario Council of University Libraries

Scholars Portal Home / Guides / ACE (Accessible Content E-Portal) / Videos

ACE (Accessible Content E-Portal)


Search this Guide Search

ACE is a new service from Scholars Portal, which supports students with print disabilities at participating universities in Ontario by providing access to library books in five different accessible formats through an online platform.

- Home
- About
- Videos
- Tutorials
- Contacts

ACE login

Please bookmark the following page to log into ACE. You will need your token to access the collection.



[ACE Login](#)

As of December 2017, ACE contains **more than 13,900 accessible books** in **20 different subject areas**.

Contacts us


Videos

This section provides some introductory videos about the Accessible Content E-Portal (ACE).

- Getting started
- Navigating & searching

Getting started

This tutorial is designed to introduce students and faculty with print disabilities at Ontario universities to the Accessible Content E-Portal (ACE). ACE is a platform that provides access to a fast-growing collection of accessible books in a wide variety of subject areas. This tutorial covers how to determine your eligibility and log into the portal.



ACE Tutorial: Getting Started

Getting Started with the Accessible Content E-Portal (ACE)

A Scholar Service

accessible formats. In this tutorial, we will cover ACE eligibility and login procedures.

SCHOLARS PORTAL

ACE (Accessible Content E-Portal)


<http://guides.scholarsportal.info/aceportal/videos>

Have any questions or comments? Please don't hesitate to get in touch with us!

[Contact us](#)

Navigating & searching

In this tutorial for the Accessible Content E-Portal (ACE), we will cover how to navigate the portal, and how to refine your search strategies to discover useful materials.



Searching the Accessible Content E-Portal (ACE)
A Scholar Portal Service

In this tutorial for the Accessible Content E-Portal (ACE), we will cover how to navigate the portal

Last Updated: Dec 12, 2017 10:58 AM | URL: <http://guides.scholarsportal.info/aceportal> | [Print Page](#) | [Login to LibApps](#)

Subjects: Books | Tags: accessibility, accessible texts, ace, books, disability, e-books, inclusive design

Syracuse University
Libraries

[Libraries](#) / [Research Guides](#) / [Sites](#) / [Staff Training](#) / [Staff Training Resources](#)

Staff Training: Staff Training Resources

[Staff Training Resources](#) [Archive of Past Webinars](#)

Upcoming Training

«	April 2018	»				
S	M	T	W	T	F	S
1	2	3	4	5	6	7
8	9	10	11	12	13	14
15	16	17	18	19	20	21
22	23	24	25	26	27	28
29	30					

Upcoming Events:
No events are scheduled.

Training Materials

- [Accessibility: Creating Accessible PDFs](#)
- [Accessibility: For LibGuides Authors](#)
- [Accessibility Fundamentals: MS Word 2013](#)
- [Adobe Acrobat DC: Fixing Accessibility Issues in Scanned Documents \(.docx\)](#)
- [Adobe Acrobat DC: Introduction](#)
- [Cascade Server: SUL Users Guide](#)
- [Office 2016: Transition FAQ](#)
- [Office 2016: Updating Your Outlook Signature and Stationery](#)
- [Office 2016: Using SUL Templates](#)
- [Security and Remote Access Training Slides \(.pptx\)](#)
- [Windows 10 Overview](#)

Library Resources

- [Books24x7](#)
Books24x7 provides business, technical and engineering content containing digitized books, book summaries, research reports and best practices. Users are required to authenticate with NetID and password.
- [Lynda.com](#)
A library of training videos covering software, media development, computer programming, management skills, etc.

Other Resources

- [Creating Accessible Email in MS Outlook 2013 \(YouTube\)](#)
- [Fixing Common Accessibility Issues in MS Word 2013 \(YouTube\)](#)
- [Fixing Common Accessibility Issues in Scanned Documents \(YouTube\)](#)

University Resources

- [Answers](#)

Last Updated: Feb 9, 2018 12:27 PM | **URL:** <https://researchguides.library.syr.edu/training> | [Print This Page](#) | [Login to LibApps](#)

Syracuse University Libraries • 222 Waverly Avenue, Syracuse NY 13244
Copyright © 2017 Syracuse University Libraries

The screenshot shows the top navigation bar of the University of Waterloo website, including the logo and menu items: ADMISSIONS, ABOUT WATERLOO, FACULTIES & ACADEMICS, OFFICES & SERVICES, SUPPORT WATERLOO, and a SEARCH icon. Below the navigation bar is a yellow banner with the title "ACCESSIBILITY FOR ONTARIANS WITH DISABILITIES ACT TOOLKIT". On the left side, there is a sidebar menu with the following items: "Accessibility for Ontarians with Disabilities Act Toolkit home", "Customer service standard", "Integrated Accessibility Standards Regulation", "Planning for inclusion", and "Waterloo libraries". The main content area features a large heading "Accessibility Toolkit" and a graphic with the text "AODA Toolkit" and an image of a red "ACCESS" button. Below the graphic, there is a paragraph explaining the toolkit's purpose: "This toolkit is designed to support you in turning the Ontario government's Accessibility for Ontarians with Disabilities Act (AODA) legislation, that directs university policy and library procedures, into everyday practices in your library or department." This is followed by another paragraph: "The AODA's five standards give concrete directions for making the province's services and resources accessible. All of our accessibility initiatives should support the AODA's four principles:". A bulleted list of these principles follows: "Dignity – self-respect and the respect of others", "Independence – do things without unnecessary help from others", "Integration – same service, same way", and "Equal Opportunity – same options, chances and benefits". Below this list is a section heading "The standards: how to comply" and another bulleted list: "Customer Service Standard" and "Integrated Accessibility Standards Regulation". Under "Integrated Accessibility Standards Regulation", there are five sub-items: "General", "Information & Communications", "Employment", "Transportation", and "Design of Public Spaces".

General resources

- **Making Ontario Accessible:** Information and resources from the Ontario Ministry of Economic Development, Trade and Employment. Includes videos, tips and real-life stories.
- **Accessibility Information Toolkit for Libraries:** from the Ontario Council of University Libraries (OCUL).
- **Accessible Campus:** Resources from Council of Ontario Universities (COU).
- **AODA Accessibility Initiatives at Waterloo**
- **Understanding Accessibility:** from the COU Accessible Campus website.
- **The Ontario Human Rights Code:** The AODA uses the definition of 'disability' found in the code, which has provided equal rights and opportunities and freedom from discrimination for persons with disabilities since 1962. Resources include:
 - **Disability and human rights** (includes sections on duty to accommodate and accommodation responsibilities)
 - **Working Together: the Ontario Human Rights Code and the Accessibility for Ontarians with Disabilities Act**
 - **Human Rights eLearning series**
- **Planning for Inclusion:** Checklists to assist with inclusive planning.
- **UN Enable - Convention on the Rights of Persons with Disabilities**



ACCESSIBILITY FOR ONTARIANS WITH DISABILITIES ACT TOOLKIT

[Research guides by subject](#)

[Course reserves](#)

[My library account](#)

[News and events](#)

[Work for the library](#)

[Support the library](#)

Contact Library Accessibility Services

Dana Porter Library, Room 253C

UNIVERSITY OF WISCONSIN—MADISON CAMPUS MAP FPM

DISABILITY RESOURCE GUIDE
 Division of Facilities Planning & Management

HOME FACILITY ACCESS EMERGENCY PLANNING

Facilities Planning & Management
 UNIVERSITY OF WISCONSIN—MADISON

FACILITY ACCESS
 The Facilities Access Program coordinates physical accessibility for persons with disabilities on UW-Madison campus: review of construction plans for code compliance and accessibility; accommodation requests from students and employees related to facilities and transportation; and accessibility information for facility managers and UW programs and departments.

EMERGENCY PLANNING
 The Emergency Planning section provides information about emergency planning resources, evacuation guidelines, adaptive procedures for persons with disabilities, an emergency response guide, and self-advocacy in an emergency.

FACILITIES ACCESS SPECIALIST
Top Tantivivat
 30 N. Mills Street, 4th floor
 Madison, WI 53715
 608-263-3021
top.tantivivat@wisc.edu

WISCONSIN—MADISON

FACILITY ACCESS
 Facility Access Program
 Building Locations & Entrances
 A/D Listings
 Elevator Access
 Signage

EMERGENCY PLANNING
 Emergency Planning Resources
 Emergency Evacuation Guidelines
 Adaptive Procedures for Persons with Disabilities
 Emergency Response Guide

CONTACT US
 Facilities Accessibility
 Campus Planning & Landscape Architecture
 Facilities Planning & Management
 30 N. Mills Street, 4th Floor
 Madison, WI 53715

The screenshot shows the top of a web page for UW-Madison Information Technology. The header includes the university logo, the text 'UW-MADISON INFORMATION TECHNOLOGY', and the tagline 'Connecting & Supporting Our Digital Campus'. A search bar is located in the top right. A red navigation bar contains the following menu items: SERVICES, LEARN, ABOUT, COMMUNITY, IT GOVERNANCE, and IT PROJECTS. Below the navigation bar is a central graphic consisting of four red line-art icons: a profile of a head, an ear, a hand with fingers spread, and an eye. Underneath the icons is a breadcrumb trail: HOME / LEARN / GUIDES / MAKE IT ACCESSIBLE. The main heading is 'Make It Accessible' in a large, bold, black font. Below the heading is a sub-heading: '1 minute to read | Last updated February 16, 2017'. The main text reads: 'UW-Madison is required by law to provide technology and services that are accessible to all students, faculty and staff. But what does that mean for you? This guide will answer some of your questions and point you to resources for ensuring accessible IT for all at UW-Madison.' Below this text is a grey background section with the heading 'Why Should I Care About Accessibility?'. Under this heading are two sub-sections: 'It's The Right Thing To Do' and 'It's The Law'. The 'It's The Right Thing To Do' section contains the text: 'The web is all about providing access to as many people as possible. It is only right, then, that the University community adapt or remove barriers that keep some from gaining access.' The 'It's The Law' section contains the text: 'The UW-Madison Web Accessibility Policy requires compliance with the Federal Rehabilitation Act's Section 508, and looks to the Web Content Accessibility Guidelines (WCAG) 2.0 for guidance in meeting campus accessibility commitments. UW-Madison websites and applications that are funded with Federal grants must abide by the rules of those grants. This includes website accessibility.'

Learn More

[WHAT IS ACCESSIBLE TECHNOLOGY? >](#)

[DEVELOP ACCESSIBLE WEBSITES >](#)

[PROCURE ACCESSIBLE TECHNOLOGY >](#)

[GET HELP WITH ACCESSIBILITY >](#)

[CREATE ACCESSIBLE DOCUMENTS >](#)

[CREATE ACCESSIBLE VIDEO AND AUDIO CONTENT >](#)

[CHECK OUT THE ACCESSIBILITY KNOWLEDGEBASE >](#)

Get Help

The User Experience Team at DoIT can help answer questions you may have about creating accessible technology and content, or connect you with the right group.

Plus, [Computer labs \(InfoLabs\)](#) offer assistive technology including screen reader software ([see software listing](#)) and other accessibility features.

Need more?

[GET HELP WITH ACCESSIBILITY](#)

Policies And Guidelines

[UW-MADISON WEB ACCESSIBILITY POLICY >](#)

[WEB ACCESSIBILITY IMPLEMENTATION PROCEDURES >](#)