


Instruction/Training Materials



UCI LIBRARIES
UNIVERSITY of CALIFORNIA • IRVINE

UCI LIBRARIES

Libraries » Subject and Course Guides » Visual Literacy Admin Sign In
* UC Irvine access only

Visual Literacy

Tags: copyright, data visualization, design, graphic evidence, image, image management, presentations, public domain, visual literacy

Provides information on citing images, copyright, presentation best practices, design guidelines, and more

Last Updated: Dec 4, 2012 | URL: http://libguides.lib.uci.edu/visual_literacy | [Print Guide](#) | [RSS Updates](#) | [SHARE](#) [f](#) [t](#) [e](#)

[Home](#) [Citing Images](#) [Copyright](#) [Evaluating Images](#) [Graphic Evidence](#) [Image Management](#) [Presentation Tools](#)


[More Info.](#)

[Home](#) [Comments\(0\)](#) [Print Page](#) Search: This Guide


Contents of this Guide:

- [Citing Images](#)
- [Evaluating Images](#)
- [Copyright](#)
- [Public Domain/Restricted Licensing](#)
- [Presentation Tools & Guidelines](#)
- [Digital Imaging and Scanning](#)
- [Image Management Software & Online Tools](#)
- [Image Editing Tools Online](#)
- [Visual Grammar](#)
- [Image Anatomy 101](#)
- [Data Visualization \(Graphic Evidence\)](#)

GET VISUAL!



Visual literacy is a set of abilities that enables an individual to effectively find, interpret, evaluate, use, and create images and visual media.



When to use what!

Guides for selecting which resource(s) to use when you are looking for a digital image.


- [Images for Academic Use Prezi](#)
- [Images for Academic Use Mind Map](#)

Digital Image Guides

Try these digital image resources

- [Image Guide \(find images\)](#)
- [Medical Images Guide](#)
- [Costume Design Images Guide](#)

Subject Guide




Cynthia Johnson

Contact Info
cynthiaj@uci.edu;
949-824-0081; 949-824-0042
[Send Email](#)


Links:
[Profile & Guides](#)

Subjects:
[arts, art history; humanities](#)

Subject Guide



Jeff Schneidewind



Contact Info
(949) 824-7099
[Send Email](#)

Links:
[Profile & Guides](#)

Subjects:
[Emerging Technologies](#)

Medical Education / Evidence-Based Medicine / Nursing

UC SAN DIEGO THE LIBRARY

FAQ UCSD Libraries Digital Collections Website

- How did you select the content in the Digital Collections Website?
- Where is the Digital Collections Website?
- Who can use the Digital Collections Website?
- What can I do once in the Digital Collections Website?
- What is available in the Digital Collections Website?
- How do I report problems?
- The items I'm interested in aren't available online. Why aren't all the items digitized?
- I see the item I'm interested in online, but for my research I need to see the physical object. How can I find out more about it?
- I'm conducting research. Can you help me find more information about a particular topic?
- How do I report a mistake in the Digital Collections Website?
- Copyright Attribution
- What am I permitted to do with the digitized items find on the Digital Collections Website? May I use the digitized items in a publication or on a web site?
- What is the technical architecture of the Digital Collections Website?
- What is the Digital Object URL and metadata link displayed in the descriptive metadata?
- Can I narrow my search results more than once?
- Searching Tips

How did you select the content in the Digital Collections Website?

The Digital Collections Website is a gateway to the digital collections created and acquired by the UCSD Libraries and designed to support the needs of our undergraduate and graduate students and the public. More than 16,000 digitized items - including photographs, documents and moving images - can be found here. They reflect a range of materials collected, managed and preserved by the UCSD Libraries to support teaching, learning and research. Content has been drawn from the collections of the Arts Library, Mandeville Special Collections Library and the Scripps Institution of Oceanography Library with strengths in the topical areas of Baja California, Melanesia, oceanography, Spanish Civil War, and UCSD campus history.

Where is the Digital Collections Website?

It can be found at <http://libraries.ucsd.edu/digital>.

Who can use the Digital Collections Website?

The UCSD community (faculty, staff and students) has access to the entire digitized collection and the public has access to all digitized collections that can be made freely accessible with respect to copyright restrictions, fair use and licensing agreements. If you have any questions about your access level, or the copyright status of collection, please use the Feedback link found at the bottom of every page.

What can I do once in the Digital Collections Website?

You can search across several collections or within a single collection, narrowing your search in a variety of ways. Or simply browse the collections by topic, format, collection or library. You can download or print single items.

What is available in the Digital Collections Website?

Currently, we feature over 16,000 digitized photographs, documents and moving images, drawn from the collections of the UCSD Libraries Art Library, Mandeville Special Collections and the Scripps Institution of Oceanography Library.

How do I report problems?

For immediate help please use the "Feedback" link found at the bottom of every page.

The items I'm interested in aren't available online. Why aren't all the items digitized?

Not all of the contents in all of the UCSD Libraries collections have been digitized. The Libraries decide what items to digitize and make available online based on a number of considerations (including the need to support teaching and research, available funding and resources for digitization, copyright restrictions that may prevent the item from being distributed online, and the scholarly significance of the item). To learn more about a particular item, or to learn how you can see it in its original form, or to find out if particular item can be digitized and made available online, please email us using the "Feedback" link found at the bottom of every page.

I see the item I'm interested in online, but for my research I need to see the physical object. How can I find out more about it?

To learn more about a particular item, or to learn how you can see it in its original form, or to find out if particular item can be digitized and made available online, please email us using the "Feedback" link found at the bottom of every page

I'm conducting research. Can you help me find more information about a particular topic?

If you have any questions about your research, or need help finding information on a particular topic (including help on primary sources), please call, email, to chat us using the Ask a Librarian service at <http://libraries.ucsd.edu/help/ask-a-librarian/index.html>.

How do I report a mistake in the Digital Collections Website?

To report mistakes or errors you see on the Digital Collections Website, please use the "Send Us Your Feedback" link found at the bottom of every page.

Copyright Attribution

If you are the copyright holder and believe our website has not properly attributed your work to you or has used it without the requisite permission, please let us know. Please use the "Feedback" link found at the bottom of every page with your contact information and identify the content at issue, including a link to the relevant content if possible.

What am I permitted to do with the digitized items find on the Digital Collections Website? May I use the digitized items in a publication or on a web site?

These collections are available from the UCSD Libraries and the digital copies of the work are intended to support research, teaching and private study. All items may be protected by the U.S. Copyright Law (Title 17, U.S.C.). Usage of some items may also be subject to additional restrictions imposed by the copyright owner and/or the institution. Use the "Send Us Your Feedback" link to be directed to the originating UCSD Library to request permission to publish or obtain a reproduction of a particular digitized item.

If you are the copyright holder and believe our website has not properly attributed your work to you or has used it without the requisite permission, please let us know. Please use the "Feedback" link found at the bottom of every page with your contact information and identify the content at issue, including a link to the relevant content if possible.

What is the technical architecture of the Digital Collections Website?

The Digital Collections Website is an expression of the UCSD Libraries XDRE (eXtensible Digital Resource Environment) framework which is built on the following components: RDF (Resource Descriptive Framework), Solr (search server based on Lucene), JSON (Java Script Object Notation data exchange format), SRB (storage resource broker), ARK (Archival Resource Key) and a Java based development platform. For the Digital Collections Website XDRE produces XML as a web service and uses XSLT, CSS and AJAX to produce the HTML output displayed in the browser.

What is the Digital Object URL and metadata link displayed in the descriptive metadata?

The Digital Object URL and metadata view provides the user with a citable persistent universal resource locator (URL); the technical information about how the digitized item was scanned; and additional descriptive metadata associated with the item that is indexed and searched including alternative titles, abstracts and translations where appropriate.

Searching Tips

The Search (keyword) option is available from the home page and every results page.

About Search:

- For an exact phrase search, enter words and/or phrases surrounded by quotes ("").
 - The default search will look for these words and phrases in titles, names, dates, topics and identifiers.
- To exclude a word or phrase, put a minus sign (-) before it.

- Keyword search does not support Boolean operators (AND, OR, NOT). However, entering a multiple keyword search will work like Boolean AND. Results will be returned only when ALL of the keywords appear.
- Searching is not case sensitive. For example, searching for 'dancers solomon islands' or 'DANCERS SOLOMON ISLANDS' will yield the same results.
- Very common words (a, and, the, do, of, etc.) are ignored.
- Results are sorted by relevance and the scoring of a result depends on a number of factors:
 - The more times a search term appears the higher the score. Also matches on rarer terms count more than matches on common terms.
 - If there are multiple terms in a query, the more terms that match, the higher the score.

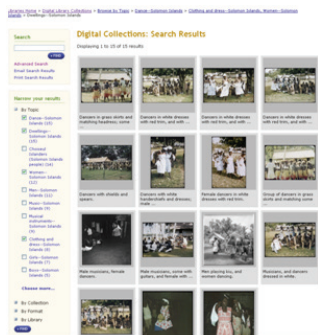
The Advanced Search option is available from the home page and every results page.

About Advanced Search:

- User can determine which Boolean operator to apply in search:
 - Find all words (AND)
 - Find any word (OR)
 - Without these words (NOT)
- Supports limiting search to specific fields: title, name/creator or topic or expanding search to keyword (title, name/creator, topic and notes).
- Supports searching full text (when available).
- Supports searching all collections or narrowing to a specific collection or multiple collections using check-boxes.

Can I narrow my search results more than once?

Yes. As you can see below, on your search results page, the plus symbol in the Narrow Your Results box allows you to see all possible terms by which you can narrow a search. For example, if you click on the plus symbol next to Topic you will see topics assigned to the items in your search results. To narrow the result set, choose the topics of interest by clicking the box next to each topic and then complete your selection by clicking on the blue Find button at the bottom of the box. Note that you can see all of the topics associated with your result set by clicking on the highlighted Choose more.... You may at any time select additional terms or deselect terms for your results, but always complete your selection by clicking on the blue Find button at the bottom of the box.



[DLC FAQ](#) | [DLC About](#) | [DLC Feedback](#) | [DLC Statistics](#)

UC San Diego 9500 Gilman Dr. La Jolla, CA 92093 (858) 534-2230
Copyright ©2010 Regents of the University of California. All rights reserved.

U.S. National Library of Medicine
National Institutes of Health

Contact NLM

Search

The World's Largest Medical Library

History of Medicine | History Home | About Us | Visit Us | Contact Us | Copyright | Site Map

Home > History Home > **IHM FAQs**

IHM FAQs

FAQs
Images from the History of Medicine (IHM)

Jump to:
[IHM Basics](#) | [Searching](#) | [Browsing](#) | [Image Information and Viewing Options](#) | [The Workspace](#) | [Printing and Downloading Images](#) | [Media Groups](#) | [Ordering Images and Finding Copyright Information](#) | [Technical Information](#)

IHM Basics

- [What is IHM?](#)
- How do I [connect to IHM](#)?
- How do I [use IHM](#)?
- Is there [bibliographic information](#) in IHM?
- Am I [required to register](#) in IHM?
- Why [should I register](#) in IHM?
- How do I register and [create a user account](#)?
- How do I [change my password](#)?
- What happens if I [forget my password](#)?
- How do I [change my user settings](#) once I am registered?
- What are the [main menu options](#)?
- I want to return to the previous page. Where is the [back button](#) on IHM?

[Back To Top](#)

Searching

- How do I [search for an order number](#)?
- How do I [conduct a keyword search](#)?
- How do I [conduct a wildcard search](#)?
- How do I [use Advanced Search](#)?
- How do I [search for images in the public domain](#)?
- How do I [search for words that contain special characters](#), such as accent marks, ampersands, apostrophes, parentheses, etc.?
- How do I [search by date](#)?
- How can I [sort images in my retrieval set](#)?
- How do I [search by language](#)?
- What is the the [Search IHM Images and Text](#) option that I see above the *Search IHM* box?

[Back To Top](#)

Browsing

- How do I [browse thumbnail images](#) in IHM?
- How do I [navigate](#) the **Browse All** page?
- How do I [narrow my search](#) on the **Browse All** page?
- What else [can I do](#) from the **Browse All** page?
- What is meant by [Browse Categories](#)?
- What does each [Browse Category represent](#)?
- How do I [navigate](#) the **Browse Categories** page?

[Back To Top](#)

Image Information and Viewing Options

- How can I [change the number of thumbnail images](#) per page?

- How can I [resize thumbnail images](#)?
- How can I [make large thumbnail images larger](#) for detail viewing?
- How do I [add annotations](#) to an image in Detail View?
- What are my [options for viewing images](#)?
- What [information is available](#) about an image?
- What does the [resolution size number mean](#) in the record?

[Back To Top](#) 

The Workspace

- What is the [Workspace](#)?
- How do I [add an image](#) to my Workspace?
- How do I know that an [image has been successfully added](#) to my Workspace?
- Why do I [only see one image](#) at a time in my Workspace even though I added several?
- How do I [manipulate the images](#) in my Workspace?

[Back To Top](#) 

Printing and Downloading Images

- How do I [print my search results](#)?
- I don't see a [Printer Friendly](#) link on the page. What do I do?
- How do I [download a JPEG file](#)?
- After I downloaded the image I discovered it was a zip file. What is this and [how do I open the image](#)?
- I tried to print from my browser window or by right mouse clicking and all I got was a [black box or my data was not clear](#). What happened?
- Where can I find information on the [size of the image](#) if I don't have Adobe® Photoshop® or other imaging software?
- How can I [use the images](#) that I download?

[Back To Top](#) 

Media Groups

- What is a [Media Group](#)?
- How do I create a [Media Group](#)?
- How do I [add images to my Media Group](#)?
- How do I [work with a Media Group](#)?
- Can [others view my Media Group](#)?
- How do I [use my Media Group in a PowerPoint® presentation](#)?
- How do I [share my Media Group with others](#)?

[Back To Top](#) 

Ordering Images and Finding Copyright Information

- How do I [obtain high resolution \(TIFF\) images](#) for print publication?
- How do I [locate copyright information](#) for an image?
- I want to [use an image](#) for a research paper. Do I need to obtain permission from the Library?
- I'm publishing an image from IHM. Do I need to [give credit to the Library](#)?
- Does the Library [charge fees for using images](#)?

[Back To Top](#) 

Technical Information

- What [browsers support](#) IHM?
- What are the [system requirements](#) for using IHM?
- How do I [report an error](#) I found on IHM?

[Back To Top](#) 

[Return to the top](#) | [Return to the list of HMD FAQs](#)

<http://www.nlm.nih.gov/hmd/about/faqs/ihmfaqs.html>

ASK A LIBRARIAN HOURS OFF-CAMPUS ACCESS FAQ CONTACT

NORTHWESTERN UNIVERSITY LIBRARY

search library resources... Resources Website

Main Library Hours: 8:30am - 10pm
more for Wednesday, August 7

Find Materials Libraries & Collections Research & Instruction Services News & Events About

Home » About » Library Administration » Departments & Offices » Digital Collections » Training and Media Lab

DIGITAL COLLECTIONS

- Staff
- Digitization Services
- Equipment Checkout
- Digital Image Library
- Training and Media Lab**

Overview

- Digital Media Lab
- RealPlayer Support
- Streaming Media FAQ
- Tutorials and Tip Sheets
- Workshops
- Digital Initiatives

RELATED NEWS

[Upcoming Workshops](#)
Upcoming workshops and presentations sponsored by Digital Collections
[more news](#)

Training and Media Lab

Digital Collections Department staff offer training and assistance to faculty and graduate students to help them get started on a digital project in the [Digital Media Lab](#).

We offer training for slide and image scanning, video digitization, audio recording/editing, text scanning, and basic video editing.

To make an appointment please call (847) 467-1080 or email digitalcollections@northwestern.edu.

The lab is open M-F 9:30am - 5:00pm

Office Visits

One-on-one training and office visits are available by request for help with the same topics that the [workshops cover](#), in a more informal setting and give you more individual attention. Office visits are possible for those who have the necessary software installed in your office. Contact [Julie Rudder](#) for more information.

Help for People Teaching With Media

Digital Collections staff are here to teach you how to use image databases such as [ARTstor](#) and the [Digital Image Library](#). These databases are a great way for you to share images with your students.

Images Libguide

See our [Images Libguide](#) for more a variety of resources to help with discovering and teaching about images. The Libguide covers materials available through NUL including [Teaching with ARTstor](#) and an introduction to the [Digital Image Library](#), as well as resources available elsewhere via [Recommended Websites](#).

POPULAR LINKS

- ⇒ [Library Guides](#)
- ⇒ [Book Location Guide](#)
- ⇒ [Apply for Library Jobs](#)
- ⇒ [Staff Directory](#)

CONTACT DISCLAIMER POLICY STATEMENTS NU CAMPUS EMERGENCY INFORMATION

Mobile Site | Library Home | Northwestern Calendar: PlanIt Purple | Northwestern Search

NORTHWESTERN UNIVERSITY
Northwestern University Library 1970 Campus Drive Evanston, IL 60208-2300 Evanston: 847.491.7658 Fax: 847.491.8306 library@northwestern.edu

CAMPUSLIBRARY
Serving University of Washington Bothell and Cascadia Community College

ask us!
email | chat | phone

off-campus access
(log in)

Campus Library » Research Guides » Images Research Guide Admin Sign In

Images Research Guide

Guide to image databases and websites. Includes interdisciplinary, art, architecture, advertising, history, medicine, photography, science, and Pacific Northwest images. Tips on finding, evaluating, and using digital images.


Last Updated: Apr 15, 2013 | URL: <http://libguides.uwb.edu/images/> | [Print Guide](#) | [RSS Updates](#) | [SHARE](#) [f](#) [t](#) [e](#) [...](#)

[Home](#) [Starting Points](#) [Images from UW Libraries](#) [Images by Subject](#) [Open Access](#) [Search Strategies](#) [Image Analysis](#)
[Image Citation](#) [Ethical Use & Copyright](#) [Tools](#)

[Home](#) [Comments\(0\)](#) [Print Page](#)

What's in the Guide

The Images Guide provides links to image databases and resources to help you find and effectively use images in your scholarly work.




[Image credits](#)

Starting Points
Major image databases and image search engines

- **Images from UW Libraries** - licensed and local image databases available from the UW Libraries
- **Images by Subject** - image databases & websites by subject
 - All
 - Advertising
 - Architecture
 - Art & Design
 - History
 - Interdisciplinary
 - Medicine
 - Pacific Northwest (includes UW)
 - Photography
 - Science
- **Open Access Images** - images with few restrictions on use
- **Search Strategies** - find the right image for your project
- **Image Analysis** - interpret and analyze images
- **Citation & Copyright** - image citation examples and copyright information
- **Tools** - tools for editing, presenting, and working with images

Image Curator



Denise Hattwig

Contact Info
dhattwig@uwb.edu
Campus Library, LBA-308
[Send Email](#)

Links:
[Website / Blog](#)
[Profile & Guides](#)

UW Libraries Images for Teaching, Learning, and Research blog

- New images: Maria del Mar's "La Corola Invertida"
- New images: collages
- Images in DPLA, the Digital Public Library of America
- New images: North American contemporary art

[View Website](#)
[View Feed](#)
[Comments \(0\)](#)

Related Links & Guides

Related Guides <ul style="list-style-type: none">• Subject Guides• UWB Research Guides• CCC Research Guides	UW Libraries <ul style="list-style-type: none">• Image Collections & Services, UWB/CCC Campus Library• UWB/CCC Campus Library Home• UW Libraries Home
--	--

Powered by Springshare; All rights reserved. Report a tech support issue.
View this page in a format suitable for printers and screen-readers or mobile devices.

Campus Library Home
Contact Us/Comments
© 2013 University of Washington Bothell Campus Library
Box 358550 Bothell, WA 98011 USA
phone: 425-352-5340

Your Library Account
Using the Library
Library Hours
Site Search
Privacy Policy
Terms of Use

Yale UNIVERSITY LIBRARY
Digital Collections

Research Tools | Libraries & Collections | About the Library | Library Services

Departments & Staff / Working at the Library / Giving to the Library / Access & Use / Computers in the Library / Ask! a Librarian

Visual Resources Collection

Search this collection SEARCH
 VRC Only All or Advanced Search

- About the Visual Resources Collection
- Frequently Asked Questions
- VRC Advanced Search
- My Groups
- Contact
- Haas Family Arts Library
- Browse or Search Digital Collections**

About the Visual Resources Collection

Introduction

The Visual Resources Collection (VRC) provides digital images in all areas of visual culture in the Arts and Humanities. The VRC Digital Library contains approximately 300,000 images and grows through faculty requests and general collection development. Faculty are welcome to submit requests for new digital content to be added to this collection. Please contact **Robert Carlucci**, Manager, Visual Resources Collection to learn more about request procedures or visit us in the Arts Library, 180 York Street, Room B33 on the lower level.

Use of this collection is restricted to current faculty, students and staff of Yale University.

Using the VRC and other Yale Digital Image Collections

Access to the VRC Digital Collection is available through several portals including this page or via the [Yale Digital Collections](#) cross-collection search that encompasses content from other Yale collections including Beinecke Rare Books and Manuscripts, the Department of Manuscripts and Archives, the Department of Classics and the Lewis Walpole Library. In addition, a large selection of the VRC collection is available through [ARTstor](#).

Image Search Features

Simple Search operates as a general keyword search, using one or more terms. The Search Results Page includes features to refine your search by criteria such as Creator or Subject Heading. Individual image pages include hypertext metadata and a selection of related images to assist patrons in discovering content. Advanced Search features include "strict/fuzzy" parameters for each metadata field to handle spelling variations or uncertain terminology. A Guided Search allows patrons to navigate the collection broadly using selected criteria such as Creator or Subject Headings. These search and discovery features are designed to assist all Library patrons, from regular users who visit this Web site often to new or infrequent users seeking additional assistance, in locating images.

Image User Tools

With CAS login, patrons have access to advanced tools including a private workspace to collect images from search sessions and means to create and edit multiple groups of images for personal use or to share with other members of the Yale community. Image groups include a slideshow feature for classroom display and a quiz feature for individual study and exam preparation. Large images (1000 pixels) are available, suitable for PowerPoint presentations.


ARTstor

[ARTstor](#), an initiative of the Andrew W. Mellon Foundation, is a subscription-based digital image resource with more than 1,200,000 images of global art and architecture. The ARTstor Web site offers a variety of features useful for teaching support. In addition to content provided by ARTstor, a selection of the Yale Visual Resources Collection is also accessible through the ARTstor interface. This combined collection total more than 1,500,000 images.

Teaching with Digital Media

The Visual Resources Technology Specialist is available to assist faculty with classroom presentations and strategies for using images in teaching and research. Please contact Carolyn Caizzi to arrange an appointment.

Visual Resources Collection Administration



Jean-Baptiste-Camille Corot, "Artist's Studio," ca. 1870-1872.