

Library Developed Widgets

MIT Libraries News

New Google and Facebook gadgets bring the MIT Libraries to you!

Posted September 7th, 2007 by Remlee Green

Two new [beta gadgets](#) make searching resources of the MIT Libraries even easier! A new Facebook application and Google gadget will allow you to search the Libraries directly from your personal pages.

Facebook Application:

The Facebook application contains search boxes for the [Barton](#) web catalog and for [Vera](#), the collection of online journals and databases, along with links to [Your Account](#) and [Ask Us](#) for research help.

▼ MIT Libraries

MIT Barton Catalog

Title Keyword

Vera: e-journals + databases

Beginnings of words in title (wall st j)

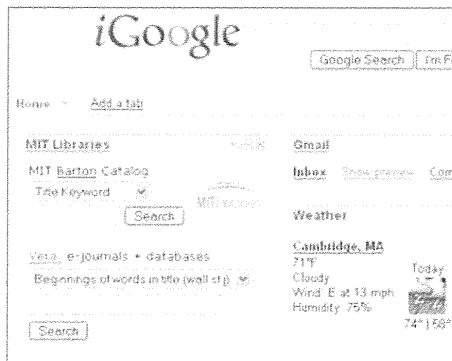
Your Account

Need help? Ask Us!

If you already have a [Facebook](#) account, you're only a few clicks away from [adding the MIT Libraries application](#).

Google Gadget:

Did you know that you can [personalize your Google homepage](#)? Now, you can add a gadget to your Google page to search the collections of the MIT Libraries!



To add this gadget to your Google homepage, click this button: 


You can also [embed the gadget](#) on any other webpage that you've created.

Thanks to Amy Stout, Nicole Hennig, Rob Wolfe, and Todd Rautenberg for developing these applications.





[News Home](#)

MIT Libraries News is powered by [WordPress](#).

 [Subscribe to our RSS feed.](#)

UNIVERSITY OF MINNESOTA [myU](#) | [One Stop](#) | [Directories](#) | [Search U of M](#)



LIBRARIES

HOW TO...

HAVE A QUESTION? ASK US!
[Email](#) | [Chat](#) | [Phone](#) | [FAQ](#)

Home | [Catalogs](#) | [Indexes](#) | [E-Journals](#) | [Subjects](#) | [Services](#) | [About Us](#) | [myLibrary](#)
[Libraries Home](#) > [How to](#) > Tools and Widgets

Tools and Widgets

The University of Minnesota Libraries offers many different tools and widgets that may be used directly or incorporated into other applications such as Google, Amazon, or your browser. We hope to develop more so stay tuned!

Direct use tools

- [Refworks: Citation manager](#) -- Manage your bibliography online
- [UThink: Blogs at the University of Minnesota](#) -- Create a University of Minnesota blog
- [CitationLinker: find full text](#) -- Find out if the libraries has the full text of a known article citation
- [Assignment Calculator](#) -- Easily map out the steps needed to complete an assignment
- [RSS URL Converter](#) -- Have licensed RSS content that you can't get to from off campus? Convert the RSS URL to a U of M recognized RSS feed and get access from both on campus and off!

Incorporate these widgets and feeds into existing applications

- [Libraries News Feeds \(RSS, XML, Atom\)](#) -- The library offers many different feeds to add to an aggregator or another web site
- [Install the U of M Libraries browser toolbar](#) -- Search library resources from this handy browser toolbar
- [Install MNCAT search in Firefox and Internet Explorer 7](#) -- Search MNCAT from your browsers built in search box
- [Add MNCAT Lookup to Amazon Searches](#) -- Determine if a book found in Amazon is at the U of M Libraries
- [Add the Libraries Search tool to MyU and Google](#) -- The search box on the home page can be added to MyU and Google
- [Add MNCAT \(Catalog only\) to Google](#) -- Add a MNCAT search box to Google that stays within the Google interface

© 2008 Regents of the University of Minnesota. All rights reserved. [Trouble seeing the text?](#) | [Contact the University Libraries](#) | [Privacy](#)
[Acceptable Use of Electronic Resources](#) Last Modified June 02, 2008

The University of Minnesota is an equal opportunity educator and employer.

NORTH CAROLINA STATE UNIVERSITY: NCSU Libraries Catalog Search Plugins

http://www.lib.ncsu.edu/catalog/plugins.html

NCSU LIBRARIES

- SEARCH THE COLLECTION
- BROWSE SUBJECTS
- SERVICES
- LIBRARY INFORMATION
- COMMUNITY
- NEWS & EVENTS

MY LIBRARY: [Library Account](#) | [My Course Reserves](#) | [My Alerts](#) | [RefWorks](#)

QuickSearch: FAQ | Site Index | Most Used

Search the Collection Ask Us

NCSU LIBRARIES CATALOG SEARCH PLUGINS

- Firefox users
- Internet Explorer v.7 users


Firefox users:

- Install the NCSU Libraries Catalog search plugin.


Clicking above will ask you to confirm installation, which will add an NCSU Libraries Catalog Search to the list of available engines.

What is this used for?

You may already be using this box to search with Google or other engines.



Our plugin allows you to search the Catalog quickly, right from your browser. Quickly find out if the Libraries have something you need.



Once you've installed the plugin, you should see the NCSU Libraries Catalog and icon as a search option. Entering search terms conducts a keyword search, takes you directly to the Catalog, and displays your search results. From here you can refine your search as necessary.

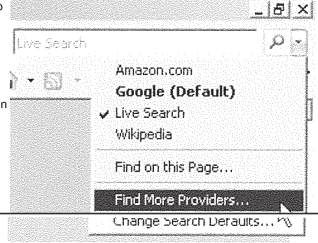
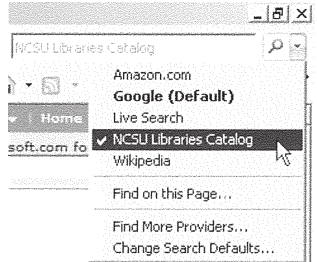
[Back]

IE 7 users:

Internet Explorer version 7 allows users to add custom search engines. You can create one to search the Catalog yourself in only a few steps.

1. Near the search box in the upper right corner of the browser, click the down arrow and select "Find More Providers..." from the list of options.
2. You'll come to a Microsoft site where you can select several other search engines. On the right, there is a form that walks you through the creation process.
3. Paste <http://www2.lib.ncsu.edu/catalog/?Nty=1&N=0&Ntt=TEST&Ntk=Keyword> into the box in step 3 of that form.
4. Paste **NCSU Libraries Catalog** into the box in step 4.
5. Click the Install button.
6. Click the Add Provider button on the pop-up confirmation.

A Catalog search should now be among your options for the search box.

Enter your own search provider to your copy of Internet Explorer 7 by following these steps:

1. Visit the desired search engine in another window or tab
2. Use the search engine to search for TEST (all capital letters)
3. Paste the URL of the Search results page URL:
`http://www2.lib.ncsu.edu/catalog/?Nty=1&N=0&Ntt=TEST&Ntk=Keyword`
4. Specify a name for the search provider Name:
`NCSU Libraries Catalog`
5. [View XML](#)

If your search provider doesn't install correctly, click here to select another character encoding.

Entering search terms conducts a keyword search, takes you directly to the Catalog, and displays your search results. From here you can refine your search as necessary.

PENNSYLVANIA STATE UNIVERSITY LIBRARIES

The CAT Course Reserves Databases Hours InterLibrary Loan My Library Account

UNIVERSITY LIBRARIES

University Libraries Home > Research JumpStart

Research JumpStart

Search the CAT for books and more

Search

Get Widget

ASK!

Search ProQuest at Penn State

Search

Get Widget

ASK!

Research Quick Start

Select a subject to begin your research and get the best library resources for your subject.

- English 15 Resources
- Speech Topics
- Agriculture
- Architecture
- Arts
- Biology

Col

Get Widget

Need help? ASK! a Librarian

ASK!

Quick Links

Try These First

- The CAT
- Hours
- E-resources List (A-Z)
- Course Reserves
- My Account
- ASK! a librarian

Get Widget

AIM Ask PSU

Your Librarian is online.

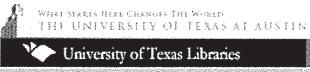
Hi! How may I help you?

Your Name: aimquest1594430

Get your own WMZ! widget

Inquiries: via phone 814-865-6368 or via Web. Technical feedback to [this link](#).

Libraries Home | Privacy and Legal Statements | Copyright ©2007 The Pennsylvania State University | Last Updated: December 11, 2007 | U Ed. LIB 02-106



University of Texas Libraries

Libraries Home | My Account | Sitemap | Help

SEARCH:

Home > Research Tools > Library Widgets

Share Comment Print

Library Widgets

Search Widgets


Information Organizing Widgets

Collaboration Widgets

Video Demonstration

Recommend a Widget


Rate these Widgets



This section of the University of Texas Libraries Web site lists a variety of widgets that you may find useful while conducting research.

What is a widget?
 Widgets bring the Libraries Web services to you. They include **Web applications**, simple **add-ons** for your Web browser, and other shortcuts that make researching a little easier. If you would like to learn more about widgets, [watch our video demonstration](#) or [read this Newsweek article on the topic](#).

How do I get started?
 Each of the widgets we've listed on our site includes a description and installation instructions. Click on a widget below to learn more.



CD/DVD Search Plug-in for the University of Texas Libraries
 A Web browser add-on that allows you to search for CDs and DVDs at the University of Texas Libraries.

Facebook App for the University of Texas Libraries
 An application you add to your Facebook account that allows you to search the University of Texas Libraries resources from within Facebook.


Google Gadget for the University of Texas Libraries
 An application you can add to your personalized Google homepage, Blackboard, or any other Web page.

Google Toolbar Button for the University of Texas Libraries
 Add a button to your Google Toolbar for an easy way to search the University of Texas Libraries catalog.

Law Library Search Plug-in
 A Web browser add-on that allows you to search the University of Texas Law Library's catalog, TALEONS.

Library Catalog Search Plug-in
 A Web browser add-on that allows you to search the University of Texas

Widget Spotlight:




LibX Firefox Add-on for the University of Texas Libraries

Libraries catalog.

LibX Firefox Add-on for the University of Texas Libraries
 A Web browser add-on that gives you direct access to the University of Texas Libraries resources with toolbars, right-click menus, embedded cues, and more.

OpenURL Referrer
 If you are searching for resources on Google News Archive or Google Scholar, this browser add-on will automatically create a "Find it @ UT" link that will take you directly to the resource in our catalog.



Del.icio.us Web Browser Add-ons
 Bookmark and organize web sites with <http://del.icio.us> using these Web browser add-ons.

Flickr Uploadr
 Collecting photos from the Web for a research project? Use the flickr uploadr to keep your photos organized on the Web.

Google Notebook
 A tool that lets you copy clips of texts, images and links from Web sites all within your browser.


Google Send to Phone
 Are you in the library and want to text yourself a call number? This Firefox browser add-on enables you to send selected text from the Internet to your cell phone as a text message.

NoodleBib
 An awesome tool that helps you create MLA- or APA-formatted bibliographies online. Save as a Word document to turn in with your paper.

TextMarker
 A Firefox browser add-on that highlights text online within your browser window. Then copy and paste as you wish.

Zoho Notebook
 A tool that helps you aggregate content from multiple sources or applications.

Zotero
 A Firefox browser add-on that "helps you collect, manage, and cite your research sources."



ClipMarks
 A free browser add-on that lets you clip text, images and videos from inside Web pages then save, blog, email and print to share your "clips" with others.

PBWiki
 A free wiki tool that is useful for everyone (even computer beginners).

Recommend a widget to us...

Do you know of a great widget that we haven't listed on our site? If so, complete the form below and give us the scoop.


Type of Widget:

Web Address:

Tell us about the widget:

E-mail Address:

Name:



Type the two words: